



Product Guide

This is a list and description of the
Ultimate Cart and Dolly
And the attachments associated
with it.

The **Ultimate Cart and Dolly** and all of its attachments are made of 100% steel welded construction, made in the USA. No assembly required. The **Ultimate Cart and Dolly** and all of its attachments are also powder coated in a grey hammered steel color, for durability. Custom powder coating colors are also available for an additional cost. Patent pending.

Phone: 928-300-5879

Fax: 928-567-3613

Web Site: www.ultimatecartanddolly.com



Ultimate Cart and Dolly (set)

The Ultimate Cart and Dolly is made of 100% steel welded construction. The metal wheels with 15" no flat tires, make it possible to move over 1000 lbs across rough terrain. The dolly has a standard 2" ball and the cart has a standard 2" hitch. The cart bed is 30" wide, 50" long and 20" high. The bed has a steel frame, with 100% steel mesh and extra steel supports across the center. The cart also has tie downs on all four sides, to help secure the load. The 100% steel Dolly has rubber handle grips and a prop that keeps the handle from falling to the ground. The prop also works as a brake. The cart, dolly and all of the accessories are power coated a grey hammered steel color for durability. The Ultimate Cart and Dolly was designed to carry heavy object across difficult terrain, where motorized vehicles can not fit or are not allowed. The heavy duty cart and dolly together weigh approximately 97 lbs. It measures 93.5" x 30" x 21".UPC 854187006092
Product # U854187006092



Dolly (1)

The dolly is made of 100% steel welded construction and no flat tires. The dolly comes with a standard 2" ball, and can carry the weight of most any trailer you can physically lift onto the dolly. It has rubber handle grips and a prop that keeps the handle from falling to the ground. The prop also works as a brake. The dolly by itself weighs approximately 28 lbs. Measures 48" x 29" x 18"

UPC 854187006016Product # U854187006016



Cart (1)

The cart is made of 100% steel welded construction. The metal wheel with 15" no flat tires, make it possible to move over 1000 lbs across rough terrain. The cart has a standard 2" hitch, which can attach to a garden tractor or quad. The axel is not designed to roll behind a street vehicle. The cart bed is 30" wide, 50" long and 20" high. The bed has a steel frame, with 100% steel mesh and extra steel supports across the center. The cart also has tie downs on all four sides, to help secure the load. By itself or with an end attachment, the cart can be used as a hand truck. The cart by itself weighs approximately 69 lbs. Measures 59" x 30" and 21" tall.

UPC 854187006009Product # U854187006009



Mounting Bracket

The heavy duty mounting bracket, fits into a standard receiving hitch on most all vehicles. The pole of the mounting bracket is 24" back from the receiver hitch, which allows room to lower the truck tailgate or open the van doors. This bracket holds a one cart securely in place, with a tray at the bottom of the bracket and a pin that goes though the neck of the cart, at the top of the bracket. Weight 29.2 lbs. Measures 26" x 24" x 56".

.....UPC 854187006283
Product # U854187006283

Trailer Mounting Bracket

The heavy duty steel bracket mounts to the back of a trailer or other flat surface. It holds one cart and dolly securely with a pin that goes though the bracket and the neck of the cart.. Weight 13.4 lbs. Measures 6" x 24" x 56".UPC 854187006290
Product # U854187006290



Cart Stand

The heavy duty steel stand fits under the tongue of the cart. This is used if you have a load on the cart, but need the dolly for something else. This eliminates the need to unload the cart to use the dolly. Weight 3.4 lbs. 7" x 4.75" x 18".UPS 854187006252
Product # U854187006252




3" End (1)

The heavy duty 3" end is made of steel tubing with a steel wire mesh panel.

Weight 5.6 lbs. Measures 29.75 x 1" x 7".UPS 854187006078

Product # U854187006078



3" Side (1)

The heavy duty 3" side is made of steel tubing with a steel wire mesh panel. The 3" sides interlock with the 3" ends and other Ultimate Cart and Dolly attachments.

Weight 6.8 lbs. Measures 52.5" x 1.25" x 3.5".UPS 854187006153

Product # U854187006153



3" Sides (set)


Includes two 3" ends and two 3" sides. Weight 25 lbs.UPS 854187006184

Product # U854187006184



12" End (1)

The heavy duty 12" end is made of steel tubing with a steel wire mesh panel.
Weight 7.8 lbs. Measures 29.75" x 1" x 12.5".UPC 854187006139
Product # U854187006139




12" Side (1)

The heavy duty 12" tall side is made of steel tubing with a steel wire mesh panel.
The 12" side interlocks with the 12" ends as well as other Ultimate Cart and Dolly
attachments. Weight 36.8 lbs. Measures 52.5" x 7' x 12.5". ...UPC 854187006177
Product # U854187006177



12" Side (set)

Includes two 12" ends and two 12" sides. Weight 36.8 lbs.UPC 854187006207
Product # U854187006207



2 Bucket End (1)

The heavy duty 2 bucket attachment, has two 12”rings that hold standard five gallon buckets. This attachment is designed to interlock with the 3” Ultimate Cart and Dolly sides. Weight 10.8 lbs. 29.75” x 13” x 7”.UPC 854187006054
Product # U854187006054




4 Bucket End (1)

The heavy duty 4 bucket attachment, has four 12” rings that hold standard five gallon buckets. This attachment is also designed to interlock with the 3” Ultimate Cart and Dolly sides. Weight 15 lbs. Measures 29.75” x 25.5” x 7”.
UPC 854187006061Product # U854187006061



8 Bucket Attachment (set)

The heavy duty 8 bucket attachment, has eight 12" rings that hold standard five gallon buckets. This set consists of two 4 bucket sides and two 3" ends. Weight 43.5 lbs. Measures 52.5" x 13" x 7".UPC 854187006191
Product # U854187006191



Propane Tank Caddy End

The heavy duty propane tank caddy end, has two 13" rings that fit two standard propane tanks. This attachment is designed to interlock with the Ultimate Cart and Dolly 3" sides. Weight 11 lbs. Measures 29.75" x 14.5" x 7".
UPC 854187006245 Product # U854187006245



4" End (1)

The heavy duty 4" end, keeps the load secure. It also can be used as a platform when using the cart as a hand truck.. This attachment does not interlock with other attachments. Weight 5.6 lbs. Measures 29.75" x 1" x 8".

UPC 854187006160 Product # U854187006160



8" End (1)

The heavy duty 8" end, helps keep the load secure and works as a platform when using the cart as a hand truck. This attachment does not interlock with other attachments. Weight 6 lbs. Measures 29.75" x 1" x 12".UPC 854187006146

Product # U854187006146



20" End (Set of 2)

The heavy duty 20" end, helps keep large items secure. This attachment does not interlock with other attachments. Weight 8.2 lbs. Measures 29.75" x 1" x 24".

UPC 854187006115 Product # U854187006115



4 ft. End (Set of 2)

These heavy duty 4 ft. ends, helps keep large bulky loads secure. The set works well for bulky items such as flex duct, insulation or even camping gear. This attachment does not interlock with other side attachments. Weight 18.8 lbs. Measures 29.75" x 1.125" x 52".

UPC 854187006122

Product # U854187006122



Wire Spool Ends (set of 2)

These heavy duty steel ends, hold large spools of wire, cable, tubing etc. This attachment is designed to interlock with Ultimate Cart and Dolly 3" sides. Weight 5.8 lbs. Measures 29.75" x 1" x 29".

UPC 854187006276

Product # U854187006276



12 inch Goal Post Ends (1)

The heavy duty 12" goal post ends, keep large items from sliding off the end of the cart. This attachment is designed to interlock with other Ultimate Cart and Dolly side attachments. Weight 4 lbs. Measures 29.75" x 1" x 16".

UPC 854187006108 Product # U854187006108



Arched End (1)

The steel constructed and welded arched end, holds almost any large cylinder shaped object. It is used mostly to move and install water heaters. This attachment does not interlock with other attachments. Weight 7.4 lbs. Measures 29.75" x 1" x 12".UPC 854187006085
Product # U854187006085



Saddle Stand End (1)

The steel constructed and welded saddle stand end holds a full size saddle, blanket and bridle. This combined with other attachments, makes it possible to carry your horses saddle, feed, water and more all in one trip. Weight 8.4 lbs. Measures 29.75" x 13.5" x 28".UPC 854187006221
Product # U854187006221



Large Wire Tree (1)

The heavy duty large wire tree (seen here) is the same as the small version except the dowels are a heavier gauge steel, 3/8, 1/2 and 5/8. The heavier gauge is to handle larger gauge wire, which weighs more. Weight 13 lbs. Measures 29.75" x 1.5" x 40". UPC 854187006023
Product # U854187006023


Small Wire Tree (1)

The heavy duty small wire tree can hold the weight of as many spools of wire you can fit on it. The dowels are two 3/8 dowels and one 1/2 dowels. The small tree is designed to hold many lighter gauge spools of wire. Weight 10.6 lbs. Measures 29.75" x 1" x 40".UPC 854187006030
Product # U854187006030

Small Wire Tree with Ring (1)

The 100% steel constructed small wire tree can hold the weight of as many spools of wire you can fit on it. This small tree is the same, but with an 8" ring to hold a nitrogen tank for HVAC workers etc. Weight 12 lbs. Measures 29.75" x 10" x 40".
UPC 854187006047
Product # U854187006047





56 inch Extension

This 56 inch attachment increases the width of the cart for easier transport of larger objects such as HVAC units, furniture, etc. Weight 7 lbs. Measures 8" x 56" x 1.25".UPC 854187006292

Product # U854187006292





Electrical Package

The 4 piece heavy duty Electrical Package has two 3" sides, a large wiring tree and two 12" bucket rings. The bucket rings hold a standard 5 gallon bucket for parts etc. and the wiring tree will hold hundreds of pounds of wire spools. Weight 37.5 lbs. Measures 52.5" x 29.75" x 40".UPC 854187006238
Product # U854187006238



HVAC Package

The 4 piece heavy duty HVAC Package has two 3" sides, a small wiring tree with the 8" ring for nitrogen, and a three bucket end that has two 13" bucket rings to hold reclaiming tanks, and a 10" ring to hold a Freon tank. This leaves plenty of room for other tools and supplies. The wiring tree will hold wire, tubing, extension cords and other items often needed for installations and repair. This allows the worker to make one trip instead of many. Weight 37.5 lbs. Measures 52.5" x 29.75" x 40".UPC 854187006214
Product # U854187006214

Attachment Combination Examples:



Two 20" ends on the cart.

Two 4 ft. ends on the cart.



Attachment Combination Examples:



One arched end and a 4 inch end used for water heater installation.

One 12" goal post, one 12" end and two 12" sides. Great for loads you want to dump.



Mounting bracket feature:



The mounting bracket, is designed to allow van doors and tail gates to be opened, without removing the bracket.



Product	Description	Product #
Ultimate Cart and Dolly Set	Heavy duty cart & dolly together	U854187006092
Dolly (1)	Steel Dolly	U854187006016
Cart (1)	Steel Cart	U854187006009
Mounting Bracket	Fits into standard hitch	U854187006283
Trailer Mounting Bracket	Mounts to back of trailer	U854187006290
Cart Stand	Fits under tongue of cart	U854187006252
3" End (1)	Cart End	U854187006078
3" Side (1)	Cart Side	U854187006153
3"Sides (set)	2 ends and 2 sides	U854187006184
12" End	Cart End	U854187006139
12" Side	Cart Side	U854187006177
12" Side Set	2 ends and 2 sides	U854187006207
2 Bucket End (1)	2 12" Rings hold 5 Gal Bucket	U854187006054
4 Bucket End (1)	4 12" Rings Hold 5 Gal Bucket	U854187006061
8 Bucket Attachment (set)	8 12" Rings Hold 5 Gal Bucket	U854187006191
Propane Tank Caddy End	2 13" Rings fit propane tanks	U854187006245
4" End (1)	Cart End	U854187006160
8" End (1)	Cart End	U854187006146
20" End (set of 2)	Keeps large items secure	U854187006115
4ft End (set of 2)	For large bulky loads	U854187006122
Wire Spool Ends (set of 2)	For cable, wire, tubing	U854187006276
12" Goal Post Ends (1)	Interlock w attachments	U854187006108
Arched End (1)	For Large cylinder shape object	U854187006085
Saddle Stand End (1)	Holds saddle, blanket, bridle	U854187006221
Large Wire Tree (1)	Heavy duty wire tree	U854187006023
Small Wire Tree (1)	Smaller wire tree	U854187006030
Small Wire Tree w Ring (1)	Holds Nitrogen Tank +	U854187006047
Electrical Package	Fits wire spools and 2 buckets	U854187006238
HVAC Package	Fits wire spools and additional	U854187006214
56" Extension	Increase width of cart	U854187006292



I began designing these carts and dollies to make my job as an HVAC contractor easier and safer working in Sedona, Arizona. Many of the homes are built on hills with limited access. They have decorative rocks and steep hills.

I needed to carry heavy water heaters, air conditioning units and wiring to the installation sight. These dollies make the job easy because they are designed for this purpose. I found the aluminum carts readily available are not up to the job. Small inflatable wheels don't make the grade over decorative rock, sand, snow and mud. 15 inch no-flat tires on a 100% steel body is the only way to go. It is Ultimate! Courtney Brown
HVAC Contractor 9283006332